


VOLTAGE RANGE: 400V

CURRENT: 1A

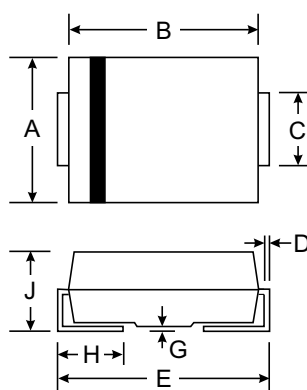
Features

- For Surface Mounted Applications
- High Temperature Metallurgically Bonded Contacts
- Plastic Material - UL Flammability
- Classification 94V-0
- High Reliability
- High Current Capability and Low VF
- Submersible Temperature of 265°C for
- 10 Seconds in Solder Bath



Mechanical Data

- Case: SMA/DO-214AC, Molded Plastic
- Terminals: Solder Plated, Solderable per MIL-STD-750, Method 2026
- Polarity: Cathode Band or Cathode Notch
- Marking: Type Number
- Weight: 0.064 grams (approx.)



SMA(DO-214AC)		
Dim	Min	Max
A	2.29	2.92
B	4.00	4.60
C	1.27	1.63
D	0.15	0.31
E	4.80	5.59
G	0.10	0.20
H	0.76	1.52
J	2.01	2.62

All Dimensions in mm

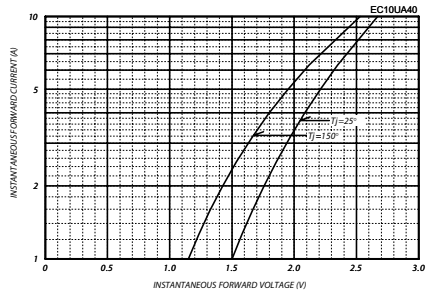
Maximum Ratings @ T_A = 25°C unless otherwise specified

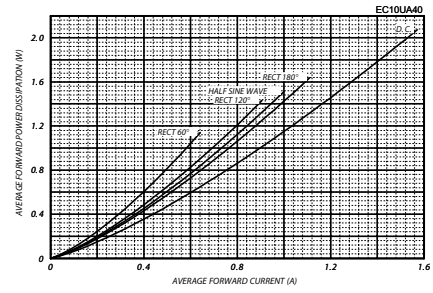
Characteristic	Symbol	EC10UA40	Unit
Repetitive Peak Reverse Voltage	V _{RRM}	400	V
Average Rectified Forward Current 50Hz Half Sine Wave Resistive Load T _I = 114 °C T _a = 28 °C *1	I _O	1.0	A
R.M.S.Forward Current	I _{F(RMS)}	1.51	A
Surge Forward Current 50Hz Half Sine Wave, I _{cycle} , Non-repetitive	I _{FSM}	20	A
Operating Junction Temperature Range	T _{jw}	-40 ~ +150	°C
Storage Temperature Range	T _{stg}	-40 ~ +150	°C

Characteristic	Symbol	Min.	Typ.	Max.	Unit
Peak Reverse Current T _j = 25 °C, V _{RM} = V _{RRM}	I _{RM}	—	—	20	μA
Peak Forward Voltage T _j = 25 °C, I _{FM} = 1A	V _{FM}	—	1.32	1.50	V
Reverse Recovery Time I _{FM} = 1A, -di/dt = 50 A/μs, T _j = 25 °C	t _{rr}	—	13	25	ns
Thermal Resistance Junction to Lead — Junction to Ambient	R _{th(j-l)} R _{th(j-a)}	—	—	23	°C/W

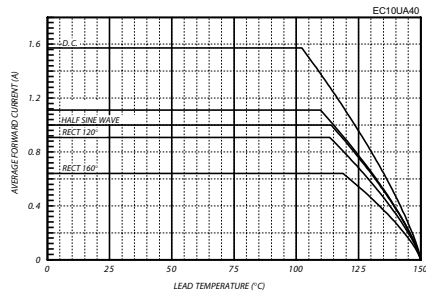
FIG.1

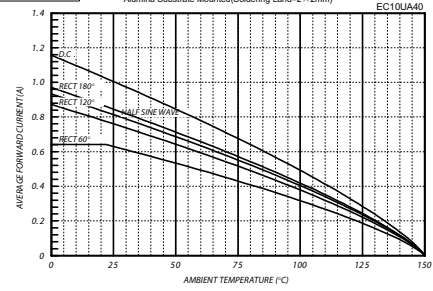
FORWARD CURRENT VS. VOLTAGE

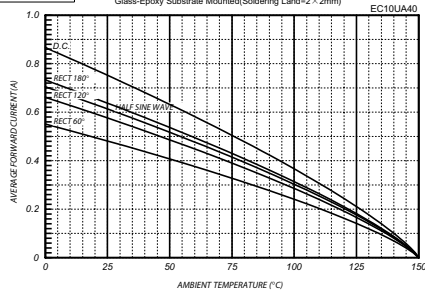

FIG.2

 平均順電力損失特性
 AVERAGE FORWARD POWER DISSIPATION

FIG.3

AVERAGE FORWARD CURRENT VS. LEAD TEMPERATURE


FIG.4

 AVERAGE FORWARD CURRENT VS. AMBIENT TEMPERATURE
 Alumina Substrate Mounted(Soldering Land=2x2mm)

FIG.5

 AVERAGE FORWARD CURRENT VS. AMBIENT TEMPERATURE
 Glass-Epoxy Substrate Mounted(Soldering Land=2x2mm)

FIG.6

 SURGE CURRENT RATINGS
 f=50Hz,Half Sine Wave,Non-Repitive,No Load
