

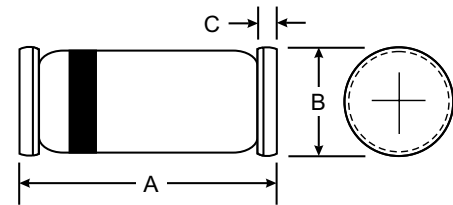


### Features

- Fast Switching Speed
- General Purpose Rectification
- Silicon Epitaxial Planar Construction

### Mechanical Data

- Case: SOD-80/LL34 Glass case
- Weight: approx. 12 mg



LL34/ SOD-80		
Dim	Min	Max
<b>A</b>	3.30	3.70
<b>B</b>	1.30	1.60
<b>C</b>	0.28	0.50
All Dimensions in mm		

### Maximum Ratings and Electrical Characteristics @ $T_A = 25^\circ\text{C}$ unless otherwise specified

Characteristic	Symbol	FDLL914A	Unit
Non-Repetitive Peak Reverse Voltage	$V_{RM}$	100	V
Peak Repetitive Reverse Voltage	$V_{RRM}$	75	V
Working Peak Reverse Voltage	$V_{RWM}$		
DC Blocking Voltage	$V_R$		
RMS Reverse Voltage	$V_{R(RMS)}$	53	V
Forward Continuous Current (Note 1)	$I_{FM}$	300	mA
Average Rectified Output Current (Note 1)	$I_O$	150	mA
Non-Repetitive Peak Forward Surge Current @ $t = 1.0\text{s}$ @ $t = 1.0\mu\text{s}$	$I_{FSM}$	1.0 2.0	A
Power Dissipation (Note 1) Derate Above $25^\circ\text{C}$	$P_d$	500 1.68	mW mW/ $^\circ\text{C}$
Thermal Resistance, Junction to Ambient Air (Note 1)	$R_{\theta JA}$	300	K/W
Operating and Storage Temperature Range	$T_j, T_{STG}$	-65 to +175	$^\circ\text{C}$

Characteristic	Symbol	Min	Max	Unit	Test Condition
Maximum Forward Voltage		—	1.0		$I_F = 10\text{mA}$
Maximum Peak Reverse Current	$I_{RM}$	—	5.0 50 30 25	$\mu\text{A}$ $\mu\text{A}$ $\mu\text{A}$ nA	$V_R = 75\text{V}$ $V_R = 70\text{V}, T_j = 150^\circ\text{C}$ $V_R = 20\text{V}, T_j = 150^\circ\text{C}$ $V_R = 20\text{V}$
Capacitance	$C_j$	—	4.0	pF	$V_R = 0, f = 1.0\text{MHz}$
Reverse Recovery Time	$t_{rr}$	—	4.0	ns	$I_F = 10\text{mA}$ to $I_R = 1.0\text{mA}$ $V_R = 6.0\text{V}, R_L = 100\Omega$

Notes: 1. Valid provided that device terminals are kept at ambient temperature.

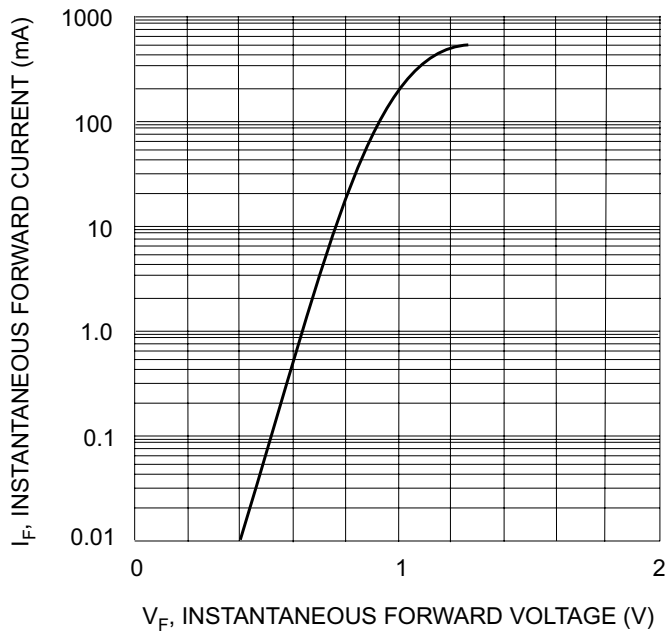


Fig. 1 Forward Characteristics

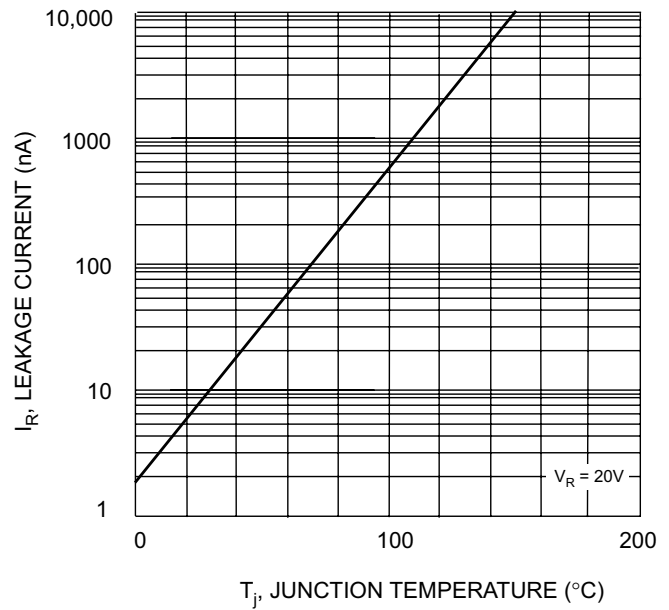


Fig. 2, Leakage Current vs Junction Temperature