

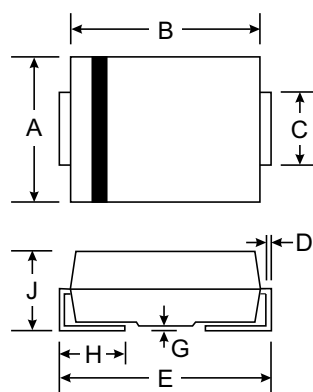

VOLTAGE RANGE: 8.2 - 220V
POWER: 3.0Watts

Features

- Complete Voltage Range 8.2V to 220 Volts
- High peak reverse power dissipation
- High reliability
- Low leakage current

Mechanical Data

- Case : SMA (DO-214AC) Molded plastic
- Epoxy : UL94V-O rate flame retardant
- Lead : Lead formed for Surface mount
- Polarity : Color band denotes cathode end
- Mounting position : Any
- Weight : 0.064 gram

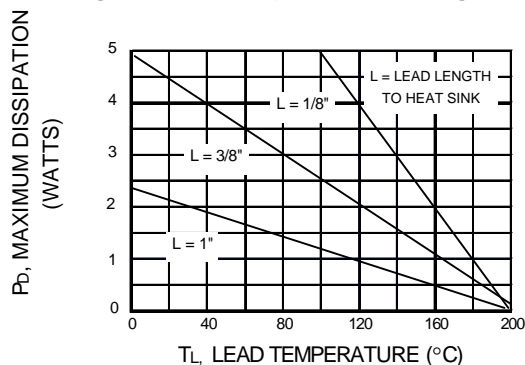


SMA(DO-214AC)		
Dim	Min	Max
A	2.29	2.92
B	4.00	4.60
C	1.27	1.63
D	0.15	0.31
E	4.80	5.59
G	0.10	0.20
H	0.76	1.52
J	2.01	2.62
All Dimensions in mm		

Maximum Ratings $T_A = 25^\circ\text{C}$ unless otherwise specified

Rating	Symbol	Value	Unit
DC Power Dissipation at $T_L = 75^\circ\text{C}$ (Note1)	P_D	3.0	Watts
Maximum Forward Voltage at $I_F = 200\text{ mA}$	V_F	1.5	Volts
Junction Temperature Range	T_J	- 55 to + 150	$^\circ\text{C}$
Storage Temperature Range	T_S	- 55 to + 150	$^\circ\text{C}$

Fig. 1 Power Temperature Derating Curve





ELECTRICAL CHARACTERISTICS Rating at = 25 °C ambient temperature unless otherwise specified

TYPE	Nominal Zener Voltage		Maximum Zener Impedance			Maximum Reverse Leakage Current		Maximum DC Zener Current
	Vz @ IzT	IzT	ZT @ IzT	Zzk @ Izk	Izk	IR @ VR	IzM	
	(V)	(mA)	(Ω)	(Ω)	(mA)	(A) (V)	(mA)	
BZG04-8V2	8.2	91	2.3	700	0.5	50	6.0	330
BZG04-9V1	9.1	82	2.5	700	0.5	50	7.0	297
BZG04-10	10	75	3.5	700	0.3	50	7.6	270
BZG04-11	11	68	4.0	700	0.25	50	8.4	225
BZG04-12	12	63	4.5	700	0.25	1.0	9.1	246
BZG04-13	13	58	4.5	700	0.25	0.5	9.1	208
BZG04-15	15	50	5.5	700	0.25	0.5	11.4	180
BZG04-16	16	47	5.5	700	0.25	0.5	12.2	169
BZG04-18	18	42	6.0	750	0.25	0.5	13.7	150
BZG04-20	20	37	7.0	750	0.25	0.5	15.2	135
BZG04-22	22	34	8.0	750	0.25	0.5	16.7	123
BZG04-24	24	31	9.0	750	0.25	0.5	18.2	112
BZG04-27	27	28	10	750	0.25	0.5	20.6	100
BZG04-28	28	27	12	750	0.25	0.5	21.0	96
BZG04-30	30	25	16	1000	0.25	0.5	22.5	90
BZG04-33	33	23	20	1000	0.25	0.5	25.1	82
BZG04-36	36	21	22	1000	0.25	0.5	27.4	75
BZG04-39	39	19	28	1000	0.25	0.5	29.7	69
BZG04-43	43	17	33	1500	0.25	0.5	32.7	60
BZG04-47	47	16	38	1500	0.25	0.5	35.6	57
BZG04-51	51	15	45	1500	0.25	0.5	38.8	53
BZG04-56	56	13	50	2000	0.25	0.5	42.6	48
BZG04-62	62	12	55	2000	0.25	0.5	47.1	44
BZG04-68	68	11	70	2000	0.25	0.5	51.7	40
BZG04-75	75	10	85	2000	0.25	0.5	56.0	36
BZG04-82	82	9.1	95	3000	0.25	0.5	62.2	33
BZG04-91	91	8.2	115	3000	0.25	0.5	69.2	30
BZG04-100	100	7.5	160	3000	0.25	0.5	76.0	27
BZG04-110	110	6.8	225	4000	0.25	0.5	83.6	25
BZG04-120	120	6.3	300	4500	0.25	0.5	91.2	22
BZG04-130	130	5.8	375	5000	0.25	0.5	98.8	21
BZG04-140	140	5.3	475	5000	0.25	0.5	106.4	19
BZG04-150	150	5.0	550	6000	0.25	0.5	114.0	18
BZG04-160	160	4.7	625	6500	0.25	0.5	121.6	17
BZG04-180	180	4.2	700	7000	0.25	0.5	136.8	15
BZG04-200	200	3.7	875	8000	0.25	0.5	152.0	13
BZG04-220	220	3.4	1600	9000	0.25	1	167.0	12