

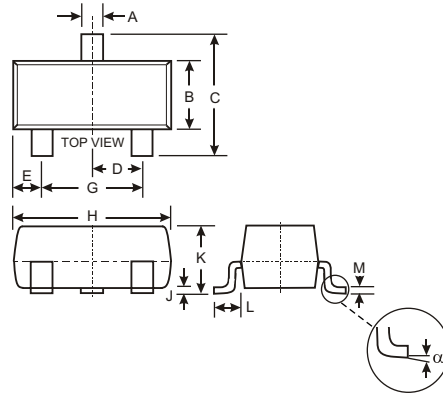


Features

- 400 Watts Peak Pulse Power per Line (tp=8/20 s)
- Protects two +12V to -7V lines
- Low clamping voltage

Mechanical Data

- JEDEC SOT-23 Package
- Molding Compound Flammability Rating : UL 94V-0
- Weight 8.0 Milligrams (Approximate)
- Quantity Per Reel : 3,000pcs
- Reel Size : 7 inch



SOT-23		
Dim	Min	Max
A	0.37	0.51
B	1.20	1.40
C	2.30	2.50
D	0.89	1.03
E	0.45	0.60
G	1.78	2.05
H	2.80	3.00
J	0.013	0.10
K	0.903	1.10
L	0.45	0.61
M	0.085	0.180
α	0°	8°
All Dimensions in mm		

Maximum Ratings @ T_A = 25°C unless otherwise specified

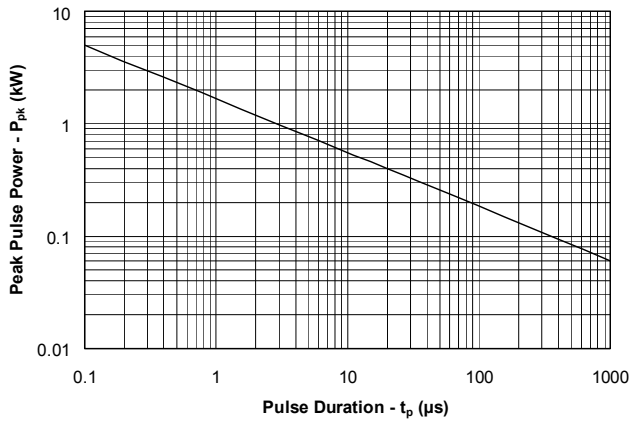
Symbol	Parameter	Value	Unit
P _{PP}	Peak Pulse Power (tp=8/20s waveform)	400	W
T _L	Lead Soldering Temperature	260 (10sec)	°C
T _{STG}	Storage Temperature Range	-55 to +150	°C
T _J	Operating Temperature Range	-55 to +150	°C
	IEC61000-4-2 (ESD)	Air Discharge ±15	KV
		Contact Discharge ±8	
	IEC61000-4-4 (EFT)	40	A
	IEC61000-4-5 (Lightning)	12	A

Electrical Characteristics (@ 25 Unless Otherwise Specified)

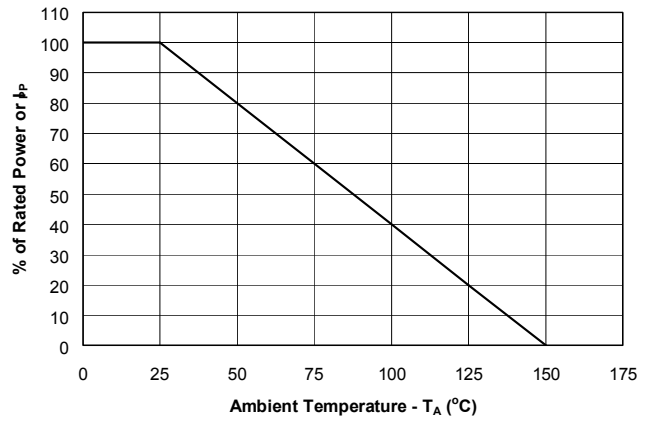
Part Number	Device Marking	V _{RWM} (V) (Max.)	V _B (V) (Min.)	I _T (mA)	V _C @1A (Max.)	V _C		I _R (A) (Max.)	C (pF) (Typ.)	
						(Max.)	(@A)			
SM712	M72	Pin3 to Pin1 / Pin2	7	7.5	1	10	12	17	10	55
		Pin1 / Pin2 to Pin3	12	13.3	1	20	26	17	1	55



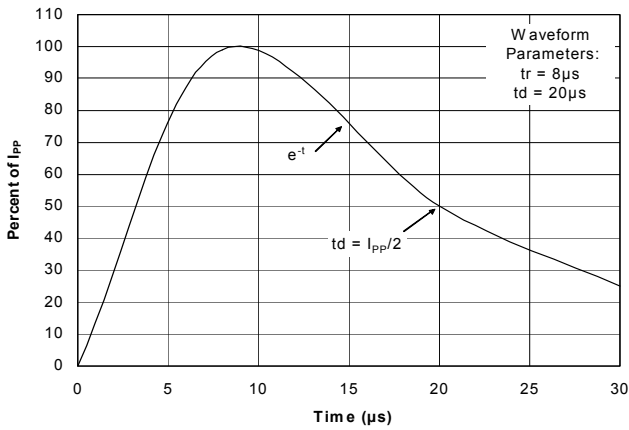
Non-Repetitive Peak Pulse Power vs. Pulse Time



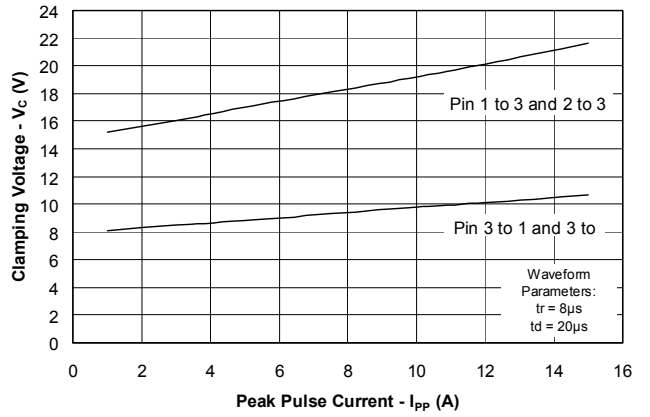
Power Derating Curve



Pulse Waveform



Clamping Voltage vs. Peak Pulse Current



Capacitance vs. Reverse Voltage

