

### Features

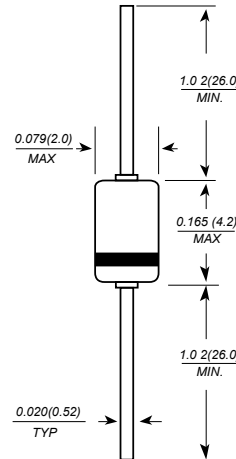
- Switching speed: max. 50 ns
- General application
- Continuous reverse voltage: max. 120 V
- Repetitive peak reverse voltage: max. 150 V
- Repetitive peak forward current: max. 625 mA.

### Mechanical Data

- Case: DO-35 Glass Case
- Weight: approx. 0.13g



### DO-35(GLASS)



Dimensions in millimeters

### Maximum Ratings and Thermal Characteristics (Rating at 25 °C ambient temperature unless otherwise specified.)

Parameter	Symbol	Value	Unit
Maximum Repetitive Peak Reverse Voltage	$V_{RRM}$	150	V
Maximum Continuous Reverse Voltage	$V_{RM}$	120	V
Maximum Continuous Forward Current	$I_F$	250	mA
Maximum Average Forward Current	$I_{F(AV)}$	200	mA
Maximum Repetitive Peak Forward Current	$I_{FRM}$	625	mA
Maximum Non-repetitive Peak Forward Current at $t = 1\text{ms}$ , $T_j = 25\text{ }^\circ\text{C}$	$I_{FSM}$	1	A
Maximum Power Dissipation	$P_D$	400	mW
Maximum Junction Temperature	$T_J$	175	$^\circ\text{C}$
Storage Temperature Range	$T_S$	-65 to + 175	$^\circ\text{C}$

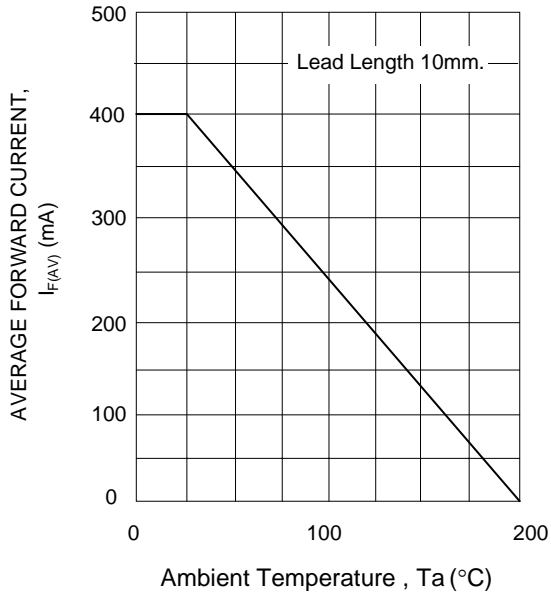
### Electrical Characteristics ( $T_J = 25^\circ\text{C}$ unless otherwise noted)

Parameter	Symbol	Test Condition	Min.	Typ.	Max.	Unit
Reverse Current	$I_R$	$V_R = 120\text{ V}$	-	-	100	nA
		$V_R = 120\text{ V}$ , $T_J = 150^\circ\text{C}$	-	-	100	$\mu\text{A}$
Forward Voltage	$V_F$	$I_F = 10\text{ mA}$	0.65	-	0.80	V
		$I_F = 50\text{ mA}$	0.73	-	0.92	
		$I_F = 100\text{ mA}$	0.78	-	1.00	
		$I_F = 150\text{ mA}$	-	-	1.07	
Diode Capacitance	$C_d$	$f = 1\text{MHz}$ ; $V_R = 0$	-	-	6	pF
Reverse Recovery Time	$T_{rr}$	$I_F = 30\text{mA}$ , $I_R = 30\text{mA}$ $I_{RR} = 3\text{mA}$ , $R_L = 100\ \Omega$ measured at $I_R = 3\text{ mA}$	-	-	50	ns

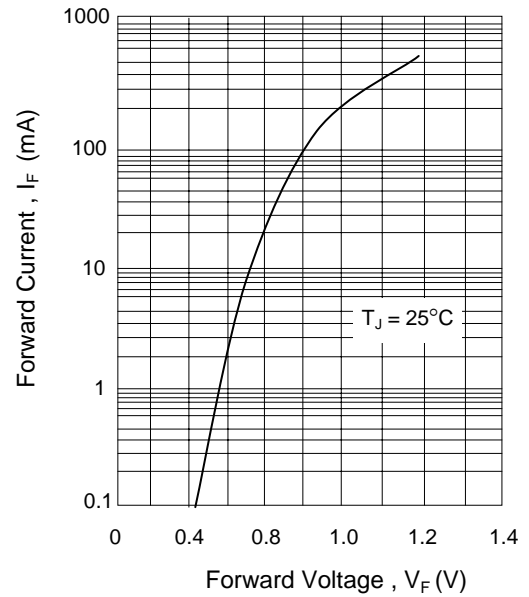


## RATING AND CHARACTERISTIC CURVES ( BAY80 )

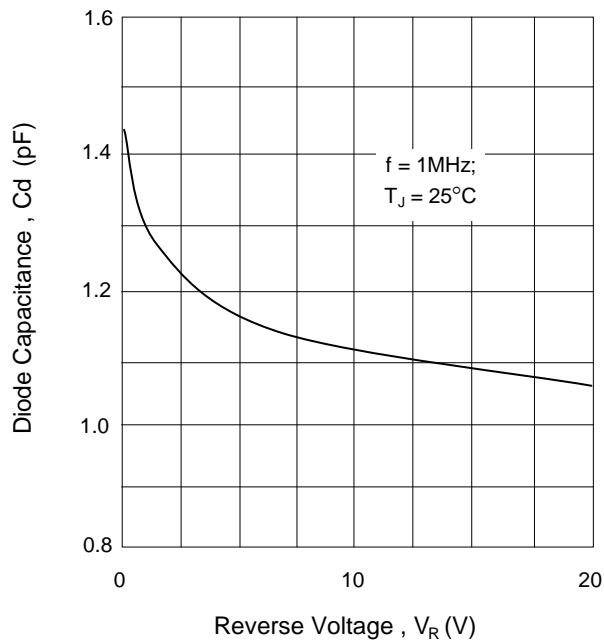
**FIG. 1 MAXIMUM PERMISSIBLE AVERAGE FORWARD CURRENT VERSUS AMBIENT TEMPERATURE.**



**FIG. 2 TYPICAL FORWARD VOLTAGE**



**FIG. 3 TYPICAL DIODE CAPACITANCE AS A FUNCTION OF REVERSE VOLTAGE**



**FIG. 4 TYPICAL REVERSE CURRENT VERSUS JUNCTION TEMPERATURE**

