
Features

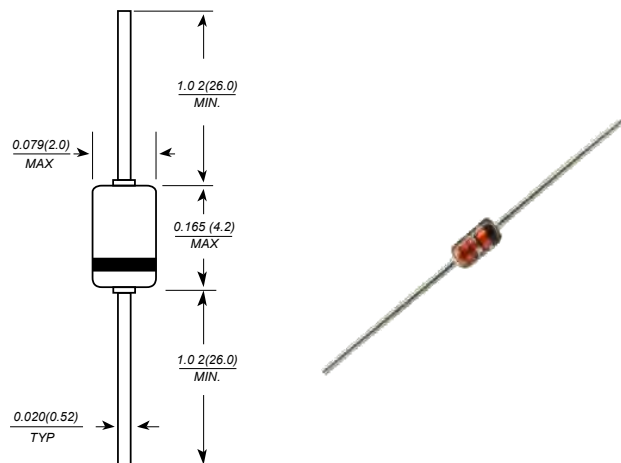
- High switching speed: max. 4 ns
- Continuous reverse voltage: max. 75 V
- Repetitive peak reverse voltage: max. 100 V

Mechanical Data

- Case: DO-35, glass case
- Polarity: Color band denotes cathode
- Weight: 0.004 ounces, 0.13 grams



DO-35(GLASS)



Dimensions in millimeters

Maximum Ratings T_A = 25°C unless otherwise specified

Parameter	Symbol	Value	Unit
Maximum Repetitive Peak Reverse Voltage	V _{RRM}	100	V
Maximum Continuous Reverse Voltage	V _{RM}	75	V
Maximum Average Forward Current	I _F	130	mA
Maximum Peak Forward Current	I _{FM}	400	mA
Maximum Power Dissipation	P _D	300	mW
Maximum Non-repetitive Peak Forward Current	I _{FSM}	600	mA
Maximum Junction Temperature	T _J	175	°C
Storage Temperature Range	T _S	-65 to + 175	°C

Electrical Characteristics (T_A = 25°C unless otherwise noted)

Parameter	Symbol	Test Condition	Min.	Typ.	Max.	Unit
Reverse Current	I _R	V _R = 20 V	-	-	0.5	μA
Forward Voltage	V _F	I _F = 10 mA	-	-	1.0	V
Capacitance between terminals	C _T	f = 1MHz ; V _R = 0 V	-	-	4.0	pF
Reverse Recovery Time	T _{rr}	I _F = 10 mA , V _R = 6 V R _L = 50 Ω	-	-	4.0	ns



RATING AND CHARACTERISTIC CURVES (1SS130)

FIG.1 - DERATING CURVE FOR OUTPUT RECTIFIED CURRENT

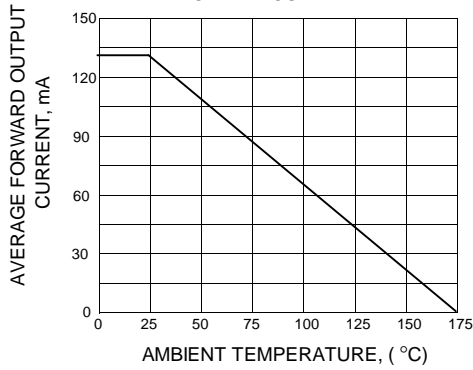


FIG.2 - POWER DERATING CURVE

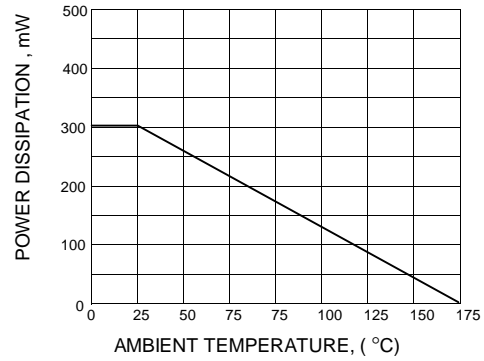


FIG.3 - TYPICAL FORWARD CHARACTERISTICS

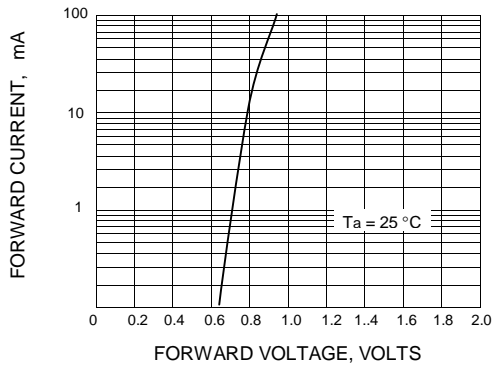


FIG.4 - TYPICAL REVERSE CHARACTERISTICS

