

Features

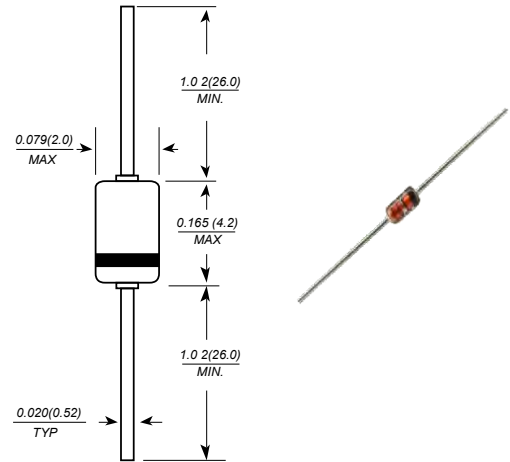
- Low capacitance. (C = 3.0pF max)
- Short reverse recovery time. ($t_{rr} = 3.5\text{ns}$ max)

Mechanical Data

- Case: DO-35, glass case
- Polarity: Color band denotes cathode
- Weight: 0.004 ounces, 0.13 grams



DO-35(GLASS)



Maximum Ratings @ $T_A = 25^\circ\text{C}$ unless otherwise specified

Item	Symbol	Value	Unit
Peak reverse voltage	V_{RM}	35	V
Reverse voltage	V_R	30	V
Peak forward current	I_{FM}	450	mA
Non-Repetitive peak forward surge current	I_{FSM}^*	1	A
Average forward current	I_O	150	mA
Power dissipation	P_d	250	mW
Junction temperature	T_j	175	$^\circ\text{C}$
Storage temperature	T_{stg}	-65 to +175	$^\circ\text{C}$

Note: Within 1s forward surge current.

Electrical Characteristics ($T_a = 25^\circ\text{C}$)

Item	Symbol	Min	Typ	Max	Unit	Test Condition
Forward voltage	V_F	—	—	0.8	V	$I_F = 10\text{mA}$
Reverse current	I_R	—	—	0.1	μA	$V_R = 30\text{V}$
Capacitance	C	—	—	3.0	pF	$V_R = 1\text{V}$, $f = 1\text{MHz}$
Reverse recovery time	t_{rr}^*	—	—	3.5	ns	$I_F = 10\text{mA}$, $V_R = 6\text{V}$, $R_L = 50\Omega$

Note: Reverse recovery time test circuit

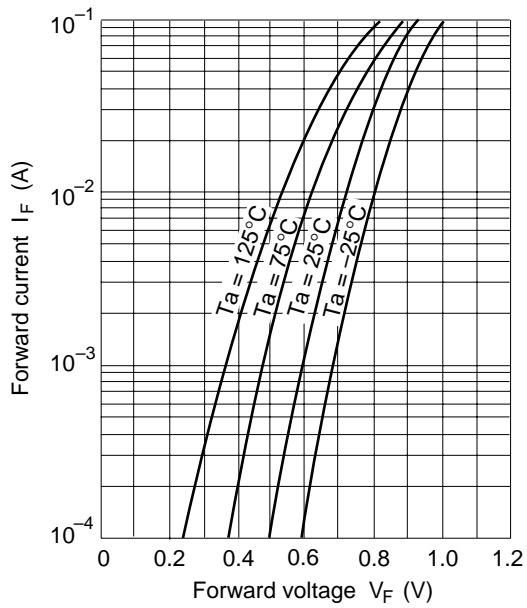


Fig.1 Forward current Vs. Forward voltage

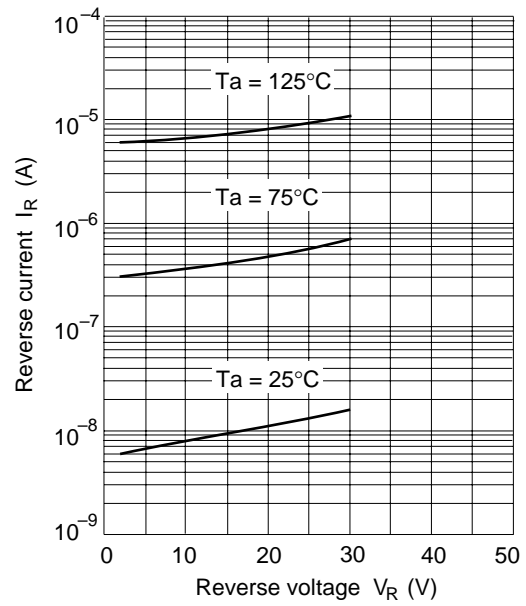


Fig.2 Reverse current Vs. Reverse voltage

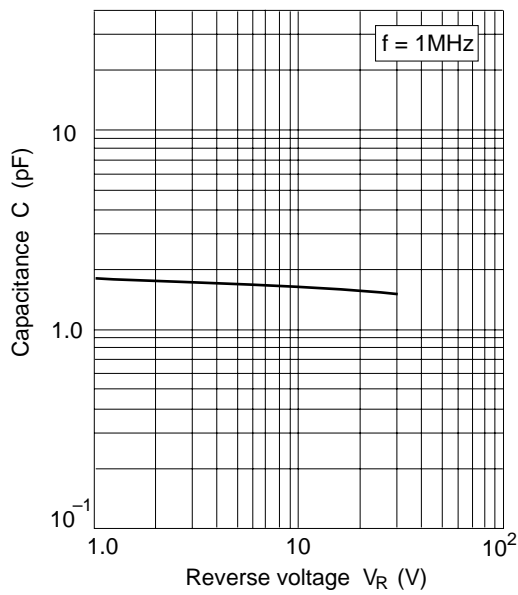


Fig.3 Capacitance Vs. Reverse voltage