

Features

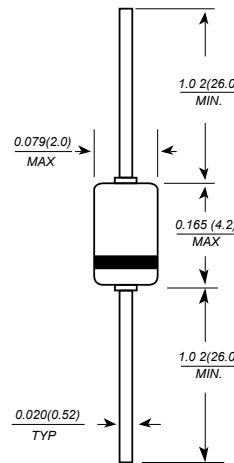
- Fast switching for high efficiency
- Low reverse leakage
- High forward surge current capability
- High temperature soldering guaranteed
250°C/10 seconds, 0.375 (9.5mm) lead length,
5 lbs. (2.3kg) tension

Mechanical Data

- Case: DO-35, glass case
- Polarity: Color band denotes cathode
- Weight: 0.004 ounces, 0.13 grams



DO-35(GLASS)



Dimensions in millimeters

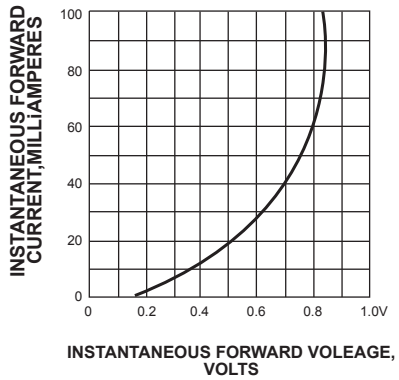
Maximum Ratings and Electrical Characteristics @ T_A = 25°C unless otherwise specified

Parameters	SYMBOLS	Value		UNITS		
		1N60	1N60P			
Repetitive peak reverse voltage	V _{RRM}	40	45	V		
Forward continuous current T _A =25°C	I _F	30	50	mA		
Peak forward surge current(t=1s)	I _{FSM}	150	500	mA		
Storage and junction temperature range	T _J , T _{STG}	-65 to +125		°C		
Maximum lead temperature for soldering during 10s at 4mm from case	T _L	230		°C		
Parameters	SYMBOLS	Test conditions			Value	UNITS
			Min.	Typ.	Max.	
Forward voltage	V _F	I _F =1mA	1N60	0.32	0.5	V
			1N60P	0.24	0.5	
		I _F =30mA	1N60	0.65	1.0	
			1N60P	0.65	1.0	
Reverse current	I _R	V _R =15V	1N60	0.1	0.5	μA
			1N60P	0.5	1.0	
Junction capacitance	C _J	V _R =1V f=1MHz	1N60	2.0		pF
		V _R =10V f=1MHz	1N60P	6.0		
Detection efficiency	η	V _F =3V f=30MHz C _L =10pF R _L =3.8KΩ			60	%
Reverse recovery time	t _{rr}	I _F =I _R =10mA I _{rr} =1mA R _C =100Ω			1	ns
Thermal resistance, junction to ambient	R _{θJA}				400	°C/W



1N60

FIG. 1-FORWARD CURRENT VERSUS FORWARD VOLTAGE (TYPICAL VALUES)



1N60P

FIG. 1-FORWARD CURRENT VERSUS FORWARD VOLTAGE (TYPICAL VALUES)

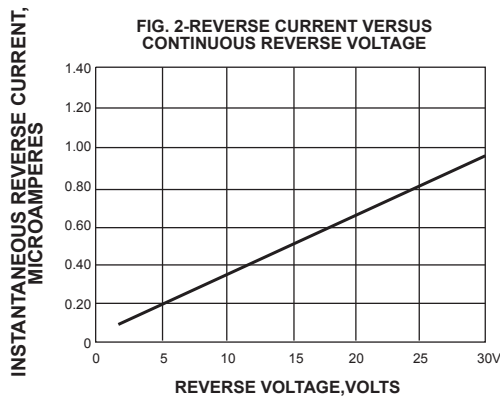
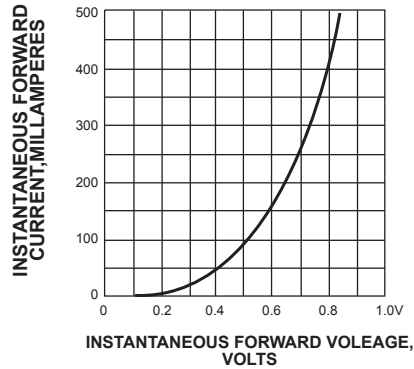


FIG. 2-REVERSE CURRENT VERSUS CONTINUOUS REVERSE VOLTAGE

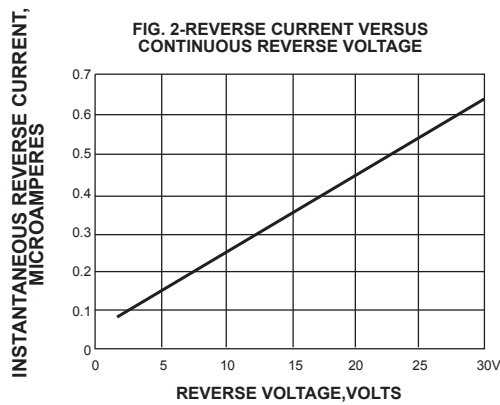


FIG. 2-REVERSE CURRENT VERSUS CONTINUOUS REVERSE VOLTAGE

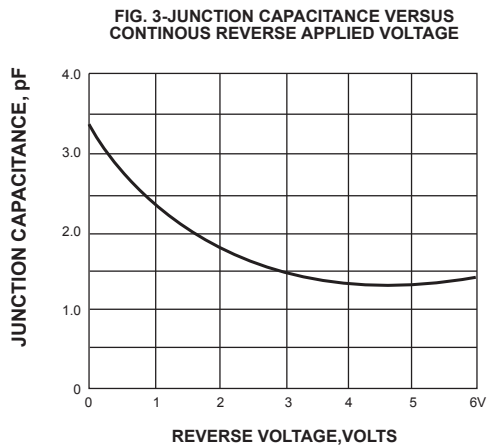


FIG. 3-JUNCTION CAPACITANCE VERSUS CONTINUOUS REVERSE APPLIED VOLTAGE

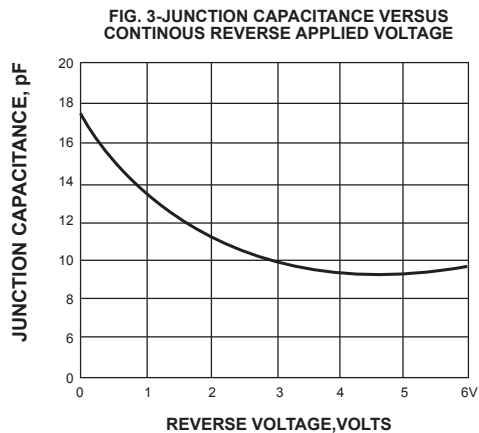


FIG. 3-JUNCTION CAPACITANCE VERSUS CONTINUOUS REVERSE APPLIED VOLTAGE