


VOLTAGE RANGE: 40 - 200V
CURRENT: 3.0 A

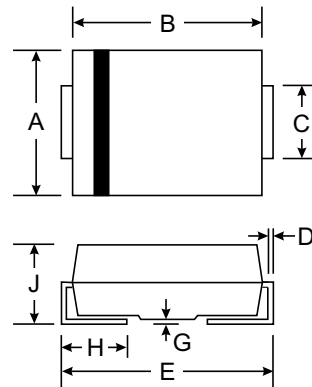
Features

- For Surface Mounted Applications
- High Temperature Metallurgically Bonded Contacts
- Plastic Material - UL Flammability
- Classification 94V-0
- High Reliability
- High Current Capability and Low VF
- Submersible Temperature of 265°C for 10 Seconds in Solder Bath



Mechanical Data

- Case: SMA(DO-214AC), Molded Plastic
- Terminals: Solderable per MIL-STD-202, Method 208
- Polarity: Cathode Band
- Mounting Position: Any
- Weight: 0.064 grams (approx.)



SMA(DO-214AC)		
Dim	Min	Max
A	2.29	2.92
B	4.00	4.60
C	1.27	1.63
D	0.15	0.31
E	4.80	5.59
G	0.10	0.20
H	0.76	1.52
J	2.01	2.62
All Dimensions in mm		

Maximum Ratings and Electrical Characteristics T_A = 25°C unless otherwise specified

Single phase, half wave, 60Hz, resistive or inductive load. For capacitive load, derate current by 20%.

Characteristic	Symbol	BX34	BX34A	BX35	BX36	BX38	BX39	BX310	BX315	BX320	Unit
Maximum Recurrent Peak Reverse Voltage	V _{RRM}	40	45	50	60	80	90	100	150	200	V
Maximum RMS Voltage	V _{RMS}	28	31.5	35	42	56	63	70	105	140	V
Maximum DC Blocking Voltage	V _{DC}	40	45	50	60	80	90	100	150	200	V
Maximum Average Forward Current (See figure1)	I _{F(AV)}	3.0									A
Peak Forward Surge Current :8.3ms single half sine-wave superimposed on rated load(JEDEC method)	I _{FSM}	80									A
Maximum Forward Voltage at 3.0A (Note 1)	V _F	0.70		0.74		0.80		0.90		V	
Maximum DC Reverse Current T _J =25°C at Rated DC Blocking Voltage T _J =100°C	I _R	0.05 20									mA
Typical Thermal Resistance (Note 2)	R _{θJL} R _{θJA}	20 75									°C / W
Operating Junction and Storage Temperature Range	T _J , T _{STG}	-55 to +150				-65 to +175				°C	

NOTES:

1. Pulse Test with PW =300µsec, 1% Duty Cycle.
2. Mounted on P.C. Board with 8.0mm² (.013mm thick) copper pad areas.



RATINGS AND CHARACTERISTIC CURVES BX34 THRU BX320

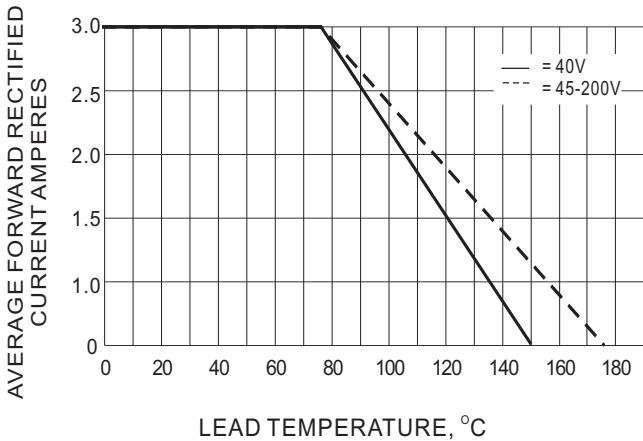


Fig.1-FORWARD CURRENT DERATING CURVE

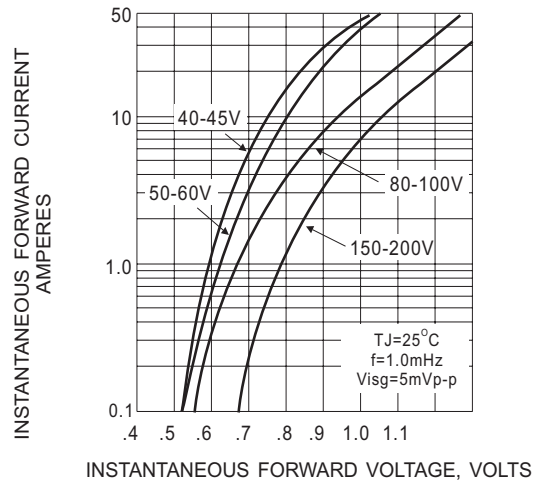


Fig.2-TYPICAL INSTANTANEOUS FORWARD CHARACTERISTIC

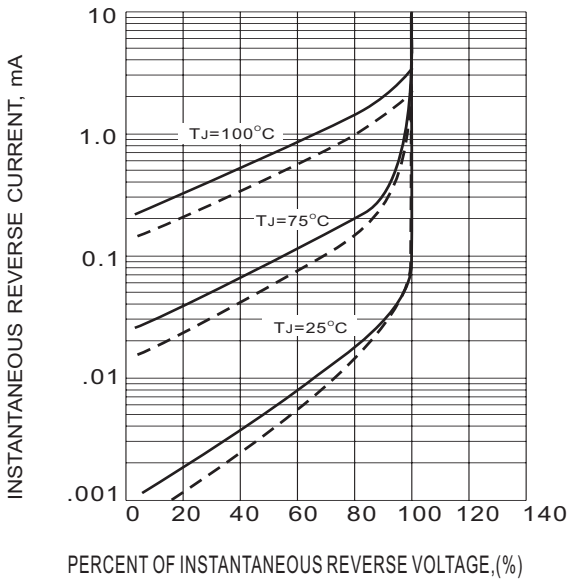


Fig.3-TYPICAL REVERSE CHARACTERISTIC

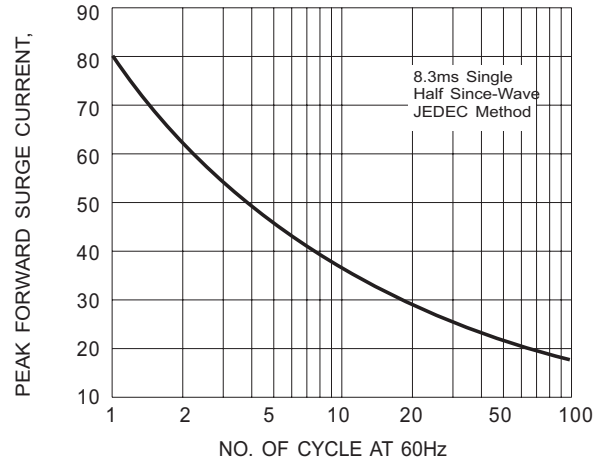


Fig.4-MAXIMUM NON-REPETITIVE SURGE CURRENT