

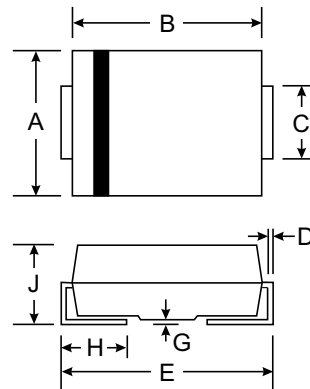

VOLTAGE RANGE: 3.9 - 200V
POWER: 3.0Watts

Features

- Complete Voltage Range 3.9 to 200 Volts
- High peak reverse power dissipation
- High reliability
- Low leakage current

Mechanical Data

- Case: SMA/DO-214AC, Molded Plastic
- Terminals: Solder Plated, Solderable per MIL-STD-750, Method 2026
- Polarity: Cathode Band or Cathode Notch
- Marking: Type Number
- Weight: 0.064 grams (approx.)



SMA(DO-214AC)		
Dim	Min	Max
A	2.29	2.92
B	4.00	4.60
C	1.27	1.63
D	0.15	0.31
E	4.80	5.59
G	0.10	0.20
H	0.76	1.52
J	2.01	2.62

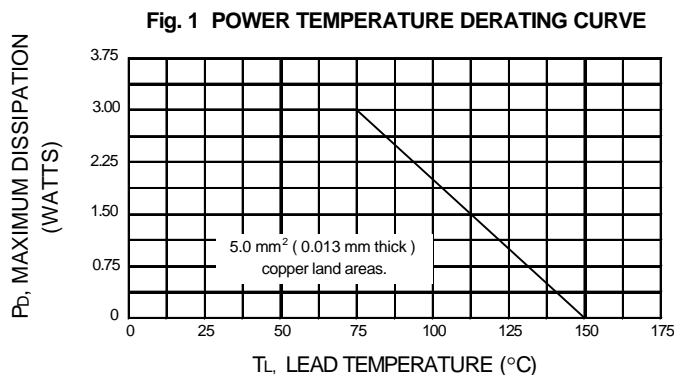
All Dimensions in mm

Maximum Ratings $T_A = 25^\circ\text{C}$ unless otherwise specified

Rating	Symbol	Value	Unit
DC Power Dissipation at $T_L = 75^\circ\text{C}$ (Note1)	P_D	3.0	Watts
Maximum Forward Voltage at $I_F = 200\text{ mA}$	V_F	1.5	Volts
Junction Temperature Range	T_J	- 55 to + 150	$^\circ\text{C}$
Storage Temperature Range	T_S	- 55 to + 150	$^\circ\text{C}$

Note :

(1) T_L = Lead temperature at 5.0 mm^2 (0.013 mm thick) copper land areas.





ELECTRICAL CHARACTERISTICS Rating at = 25 °C ambient temperature unless otherwise specified

TYPE	Nominal Zener Voltage		Maximum Zener Impedance			Maximum Reverse Leakage Current		Maximum DC Zener Current
	Vz @ IzT	IzT	ZzT @ IzT	Zzk @ Izk	Izk	IR	R	IzM
	(V)	(mA)	(Ω)	(Ω)	(mA)	(μA)	(V)	(mA)
SMA3C3.9	3.9	192	4.5	400	1.0	80	1.0	630
SMA3C4.3	4.3	174	4.5	400	1.0	30	1.0	590
SMA3C4.7	4.7	160	4.0	500	1.0	20	1.0	550
SMA3C5.1	5.1	147	3.5	550	1.0	5.0	1.0	520
SMA3C5.6	5.6	134	2.5	600	1.0	5.0	2.0	480
SMA3C6.2	6.2	121	1.5	700	1.0	5.0	3.0	435
SMA3C6.8	6.8	110	2.0	700	1.0	50	4.0	393
SMA3C7.5	7.5	100	2.0	700	0.5	50	5.0	360
SMA3C8.2	8.2	91	2.3	700	0.5	50	6.0	330
SMA3C9.1	9.1	82	2.5	700	0.5	50	7.0	297
SMA3C10	10	75	3.5	700	0.3	50	7.6	270
SMA3C11	11	68	4.0	700	0.25	50	8.4	225
SMA3C12	12	63	4.5	700	0.25	1.0	9.1	246
SMA3C13	13	58	4.5	700	0.25	0.5	9.1	208
SMA3C14	14	53	5.0	700	0.25	0.5	10.6	193
SMA3C15	15	50	5.5	700	0.25	0.5	11.4	180
SMA3C16	16	47	5.5	700	0.25	0.5	12.2	169
SMA3C17	17	44	6.0	750	0.25	0.5	13.0	159
SMA3C18	18	42	6.0	750	0.25	0.5	13.7	150
SMA3C19	19	40	7.0	750	0.25	0.5	14.4	142
SMA3C20	20	37	7.0	750	0.25	0.5	15.2	135
SMA3C22	22	34	8.0	750	0.25	0.5	16.7	123
SMA3C24	24	31	9.0	750	0.25	0.5	18.2	112
SMA3C27	27	28	10	750	0.25	0.5	20.6	100
SMA3C28	28	27	12	750	0.25	0.5	21.0	96
SMA3C30	30	25	16	1000	0.25	0.5	22.5	90
SMA3C33	33	23	20	1000	0.25	0.5	25.1	82
SMA3C36	36	21	22	1000	0.25	0.5	27.4	75
SMA3C39	39	19	28	1000	0.25	0.5	29.7	69
SMA3C43	43	17	33	1500	0.25	0.5	32.7	63
SMA3C47	47	16	38	1500	0.25	0.5	35.6	57
SMA3C51	51	15	45	1500	0.25	0.5	38.8	53
SMA3C56	56	13	50	2000	0.25	0.5	42.6	48
SMA3C62	62	12	55	2000	0.25	0.5	47.1	44
SMA3C68	68	11	70	2000	0.25	0.5	51.7	40
SMA3C75	75	10	85	2000	0.25	0.5	56.0	36
SMA3C82	82	9.1	95	3000	0.25	0.5	62.2	33
SMA3C91	91	8.2	115	3000	0.25	0.5	69.2	30
SMA3C100	100	7.5	160	3000	0.25	0.5	76.0	27
SMA3C110	110	6.8	225	4000	0.25	0.5	83.6	25
SMA3C120	120	6.3	300	4500	0.25	0.5	91.2	22
SMA3C130	130	5.8	375	5000	0.25	0.5	98.8	21
SMA3C140	140	5.3	475	5000	0.25	0.5	106.4	19
SMA3C150	150	5.0	550	6000	0.25	0.5	114.0	18
SMA3C160	160	4.7	625	6500	0.25	0.5	121.6	17
SMA3C170	170	4.4	650	7000	0.25	0.5	130.4	16
SMA3C180	180	4.2	700	7000	0.25	0.5	136.8	15
SMA3C190	190	4.0	800	8000	0.25	0.5	144.8	14
SMA3C200	200	3.7	875	8000	0.25	0.5	152.0	13

Note:

- (1) The type number listed have a standard tolerance on the nominal zener voltage of $\pm 5.0\%$, altered the fourth number of type from "5" for $\pm 5.0\%$ tolerance to be "0" for $\pm 10\%$ tolerance.