


VOLTAGE RANGE: 3.3V - 100V
POWER: 1.0Watts

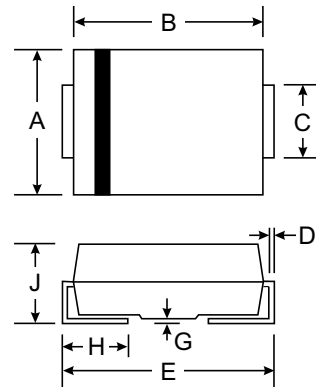


Features

- Complete voltage range 3.3 to 100 volts
- High peak reverse power dissipation
- High reliability
- Low leakage current
- Standard zener voltage tolerance is $\pm 5\%$.

Mechanical Data

- Case: SMA/DO-214AC, Molded Plastic
- Terminals: Solder Plated, Solderable per MIL-STD-750, Method 2026
- Polarity: Cathode Band or Cathode Notch
- Marking: Type Number
- Weight: 0.064 grams (approx.)

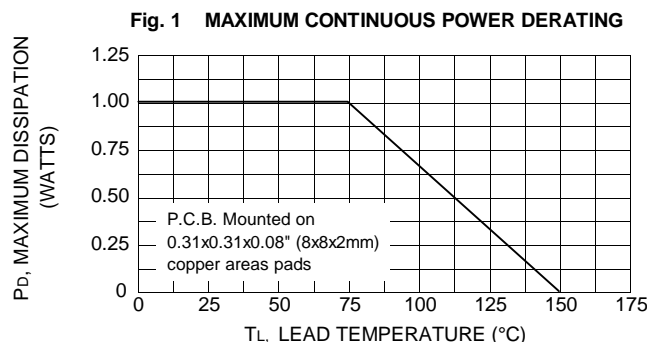


SMA(DO-214AC)		
Dim	Min	Max
A	2.29	2.92
B	4.00	4.60
C	1.27	1.63
D	0.15	0.31
E	4.80	5.59
G	0.10	0.20
H	0.76	1.52
J	2.01	2.62
All Dimensions in mm		

Maximum Ratings $T_A = 25^\circ\text{C}$ unless otherwise specified

Rating	Symbol	Value	Unit
DC Power Dissipation at $T_L = 75^\circ\text{C}$ (Note1)	P_D	1.0	W
Maximum Forward Voltage at $I_F = 200\text{ mA}$	V_F	1.2	V
Junction Temperature Range	T_J	- 55 to + 150	$^\circ\text{C}$
Storage Temperature Range	T_s	- 55 to + 150	$^\circ\text{C}$

Note :
 (1) P.C.B. Mounted on 0.31x0.31x0.08" (8x8x2mm) copper areas pads.





ELECTRICAL CHARACTERISTICS Rating at 25 °C ambient temperature unless otherwise specified

Type	Nominal Zener Voltage		Maximum Zener Impedance			Maximum Reverse Leakage Current		Maximum DC Zener Current	Maximum Surge Current
	Vz @ IzT	IzT	ZzT @ IzT	Zzk @ Izk	Izk	IR @ VR	IzM	IRM ⁽²⁾	
	(V)	(mA)	(Ω)	(Ω)	(mA)	(μA) (V)	(mA)	(mApk)	
1SMA4728A	3.3	76.0	10	400	1.0	100 1.0	276	1380	
1SMA4729A	3.6	69.0	10	400	1.0	100 1.0	252	1260	
1SMA4730A	3.9	64.0	9.0	400	1.0	50 1.0	234	1190	
1SMA4731A	4.3	58.0	9.0	400	1.0	10 1.0	217	1070	
1SMA4732A	4.7	53.0	8.0	500	1.0	10 1.0	193	970	
1SMA4733A	5.1	49.0	7.0	550	1.0	10 1.0	178	890	
1SMA4734A	5.6	45.0	5.0	600	1.0	10 2.0	162	810	
1SMA4735A	6.2	41.0	2.0	700	1.0	10 3.0	146	730	
1SMA4736A	6.8	37.0	3.5	700	1.0	50 4.0	133	660	
1SMA4737A	7.5	34.0	4.0	700	0.5	50 5.0	121	605	
1SMA4738A	8.2	31.0	4.5	700	0.5	50 6.0	110	550	
1SMA4739A	9.1	28.0	5.0	700	0.5	50 7.0	100	500	
1SMA4740A	10	25.0	7.0	700	0.25	50 7.6	91	454	
1SMA4741A	11	23.0	8.0	700	0.25	50 8.4	83	414	
1SMA4742A	12	21.0	9.0	700	0.25	5.0 9.1	76	380	
1SMA4743A	13	19.0	10	700	0.25	5.0 9.9	69	344	
1SMA4744A	15	17.0	14	700	0.25	5.0 11.4	61	305	
1SMA4745A	16	15.5	16	700	0.25	5.0 12.2	57	285	
1SMA4746A	18	14.0	20	750	0.25	5.0 13.7	50	250	
1SMA4747A	20	12.5	22	750	0.25	5.0 15.2	45	225	
1SMA4748A	22	11.5	23	750	0.25	5.0 16.7	41	205	
1SMA4749A	24	10.5	25	750	0.25	5.0 18.2	38	190	
1SMA4750A	27	9.5	35	750	0.25	5.0 20.6	34	170	
1SMA4751A	30	8.5	40	1000	0.25	5.0 22.8	30	150	
1SMA4752A	33	7.5	45	1000	0.25	5.0 25.1	27	135	
1SMA4753A	36	7.0	50	1000	0.25	5.0 27.4	25	125	
1SMA4754A	39	6.5	60	1000	0.25	5.0 29.7	23	115	
1SMA4755A	43	6.0	70	1500	0.25	5.0 32.7	22	110	
1SMA4756A	47	5.5	80	1500	0.25	5.0 35.8	19	95	
1SMA4757A	51	5.0	95	1500	0.25	5.0 38.8	18	90	
1SMA4758A	56	4.5	110	2000	0.25	5.0 42.6	16	80	
1SMA4759A	62	4.0	125	2000	0.25	5.0 47.1	14	70	
1SMA4760A	68	3.7	150	2000	0.25	5.0 51.7	13	65	
1SMA4761A	75	3.3	175	2000	0.25	5.0 56.0	12	60	
1SMA4762A	82	3.0	200	3000	0.25	5.0 62.2	11	55	
1SMA4763A	91	2.8	250	3000	0.25	5.0 69.2	10	50	
1SMA4764A	100	2.5	350	3000	0.25	5.0 76.0	9.0	45	

Notes :

(1) The type number listed have a standard tolerance on the nominal zener voltage of $\pm 5\%$.