

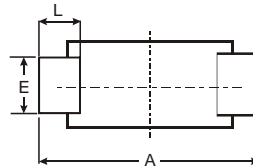
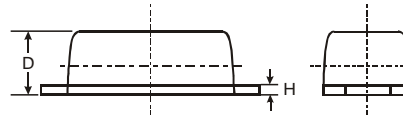
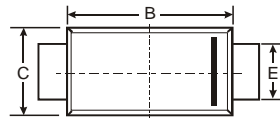
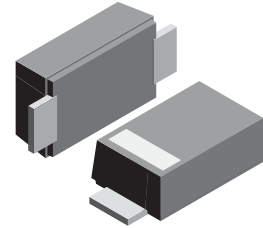
VOLTAGE RANGE: 3.6 - 200V
POWER: 2.0Watts

Features

- Complete Voltage Range 3.6 to 200 Volts
- High peak reverse power dissipation
- High reliability
- Low leakage current

Mechanical Data

- Case: SMAF, Molded Plastic
- Terminals: Solder Plated, Solderable per MIL-STD-750, Method 2026
- Polarity: Color band denotes cathode end
- Mounting Position: Any
- Weight: 0.0018 ounce, 0.064 grams



SMAF			
Dim	Min	Max	Typ
A	4.75	4.85	4.80
B	3.68	3.72	3.70
C	2.57	2.63	2.60
D	0.097	1.03	1.00
E	1.38	1.42	1.40
H	0.13	0.17	0.15
L	0.63	0.67	0.65
All Dimensions in mm			

Maximum Ratings $T_A = 25^\circ\text{C}$ unless otherwise specified

Rating	Symbol	Value	Unit
DC Power Dissipation at $T_L = 75^\circ\text{C}$ (Note1)	P_D	2.0	Watts
Maximum Forward Voltage at $I_F = 200\text{ mA}$	V_F	1.2	Volts
Maximum Thermal Resistance Junction to Ambient Air (Note2)	$R_{\theta JA}$	60	K / W
Junction Temperature Range	T_J	- 55 to + 175	$^\circ\text{C}$
Storage Temperature Range	T_s	- 55 to + 175	$^\circ\text{C}$

Note :

- (1) T_L = Lead temperature at 3/8 " (9.5mm) from body
- (2) Valid provided that leads are kept at ambient temperature at a distance of 10 mm from case.



ELECTRICAL CHARACTERISTICS Rating at = 25 °C ambient temperature unless otherwise specified

TYPE	Nominal Zener Voltage		Maximum Zener Impedance			Maximum Reverse Leakage Current		Maximum DC Zener Current
	Vz @ IzT	IzT	ZzT @ IzT	Zzk @ IzK	IzK	Ir @ VR		IzM
	(V)	(mA)	(Ω)	(Ω)	(mA)	(μA)	(V)	(mA)
Z2SMAF3V6	3.6	139	5.0	400	1.0	80	1.0	504
Z2SMAF3V9	3.9	128	5.0	400	1.0	30	1.0	468
Z2SMAF4V3	4.3	116	4.5	400	1.0	20	1.0	434
Z2SMAF4V7	4.7	106	4.5	550	1.0	5.0	1.0	386
Z2SMAF5V1	5.1	98.0	3.5	600	1.0	5.0	1.0	356
Z2SMAF5V6	5.6	89.5	2.5	500	1.0	5.0	2.0	324
Z2SMAF6V2	6.2	80.5	1.5	700	1.0	5.0	3.0	292
Z2SMAF6V8	6.8	73.5	2.0	700	1.0	5.0	4.0	266
Z2SMAF7V5	7.5	66.5	2.0	700	0.5	50	5.0	242
Z2SMAF8V2	8.2	61.0	2.3	700	0.5	50	6.0	220
Z2SMAF9V1	9.1	55.0	2.5	700	0.5	50	7.0	200
Z2SMAF10	10	50.0	3.5	700	0.25	50	7.6	182
Z2SMAF11	11	45.5	4.0	700	0.25	50	8.4	166
Z2SMAF12	12	41.5	4.5	700	0.25	1.0	9.1	152
Z2SMAF13	13	38.5	5.0	700	0.25	0.5	9.9	138
Z2SMAF14	14	35.7	5.5	700	0.25	0.5	10.6	130
Z2SMAF15	15	33.4	7.0	700	0.25	0.5	11.4	122
Z2SMAF16	16	31.2	8.0	700	0.25	0.5	12.2	114
Z2SMAF17	17	29.4	9.0	750	0.25	0.5	13.0	107
Z2SMAF18	18	27.8	10	750	0.25	0.5	13.7	100
Z2SMAF19	19	26.3	11	750	0.25	0.5	14.4	95
Z2SMAF20	20	25.0	11	750	0.25	0.5	15.2	90
Z2SMAF22	22	22.8	12	750	0.25	0.5	16.7	82
Z2SMAF24	24	20.8	13	750	0.25	0.5	18.2	76
Z2SMAF27	27	18.5	18	750	0.25	0.5	20.6	68
Z2SMAF30	30	16.6	20	1000	0.25	0.5	22.5	60
Z2SMAF33	33	15.1	23	1000	0.25	0.5	25.1	55
Z2SMAF36	36	13.9	25	1000	0.25	0.5	27.4	50
Z2SMAF39	39	12.8	30	1000	0.25	0.5	29.7	47
Z2SMAF43	43	11.6	35	1500	0.25	0.5	32.7	43
Z2SMAF47	47	10.6	40	1500	0.25	0.5	35.8	39
Z2SMAF51	51	9.8	48	1500	0.25	0.5	38.8	36
Z2SMAF56	56	9.0	55	2000	0.25	0.5	42.6	32
Z2SMAF62	62	8.1	60	2000	0.25	0.5	47.1	29
Z2SMAF68	68	7.4	75	2000	0.25	0.5	51.7	27
Z2SMAF75	75	6.7	90	2000	0.25	0.5	56.0	24
Z2SMAF82	82	6.1	100	3000	0.25	0.5	62.2	22
Z2SMAF91	91	5.5	125	3000	0.25	0.5	69.2	20
Z2SMAF100	100	5.0	175	3000	0.25	0.5	76.0	18
Z2SMAF110	110	4.5	250	4000	0.25	0.5	83.6	17
Z2SMAF120	120	4.2	325	4500	0.25	0.5	91.2	15
Z2SMAF130	130	3.8	400	5000	0.25	0.5	98.8	14
Z2SMAF140	140	3.6	500	5500	0.25	0.5	106.4	13
Z2SMAF150	150	3.3	575	6000	0.25	0.5	114.0	12
Z2SMAF160	160	3.1	650	6500	0.25	0.5	121.6	11
Z2SMAF170	170	2.9	675	7000	0.25	0.5	130.4	11
Z2SMAF180	180	2.8	725	7000	0.25	0.5	136.8	10
Z2SMAF190	190	2.6	825	8000	0.25	0.5	144.8	10
Z2SMAF200	200	2.5	900	8000	0.25	0.5	152.0	9.0